

EAN Congress 2020 Virtual – Congress Report – Industry

General Congress Summary – EAN 2020

43844

Participants

- 18.537 Neurologists
- 9.351 Undergraduate Medical Students
- 6.452 Resident/Physician in training
- 1.385 Research Fellow in Neurology
- 6,391 Other

EAN Congress 2020 was hosted virtual & free of charge

179

Countries represented

46

Scientific Sessions

- 4 Plenary Symposia
- 8 Symposia
- 1 Topical Symposia
- 21 Focused Workshops
- 12 Special Sessions

43

Educational Sessions

- 18 Teaching Courses
- 7 Hands-on Courses
- 6 Interactive Sessions
- 7 Case-based Workshops
- 2 Controversy Sessions
- 3 Career Development Sessions

2426

Submitted Abstracts

- 1841 Accepted Abstracts

126

Oral, ePresentations, ePoster Sessions

- 27 Oral Sessions (incl. Tournament)
- 58 ePresentation Sessions
- 72 ePoster Sessions

14

Virtual Session Rooms

- 1 Main Auditorium
- 11 Regular Session Rooms
- 1 Cased-based Workshop Room
- 1 Hands-on-Course Room
- 1 Scientific Theatre

312

Invited Speakers

Industry Sponsored Activities – EAN 2020

5

Premium Sponsors

- 3 Major Sponsors
- 8 Top Sponsors
- 2 Contributors



31

Industry Sponsored Sessions and Talks

- 20 Satellite Symposia
- 2 3-Day Satellite Sessions
- 9 Forum Talks

25

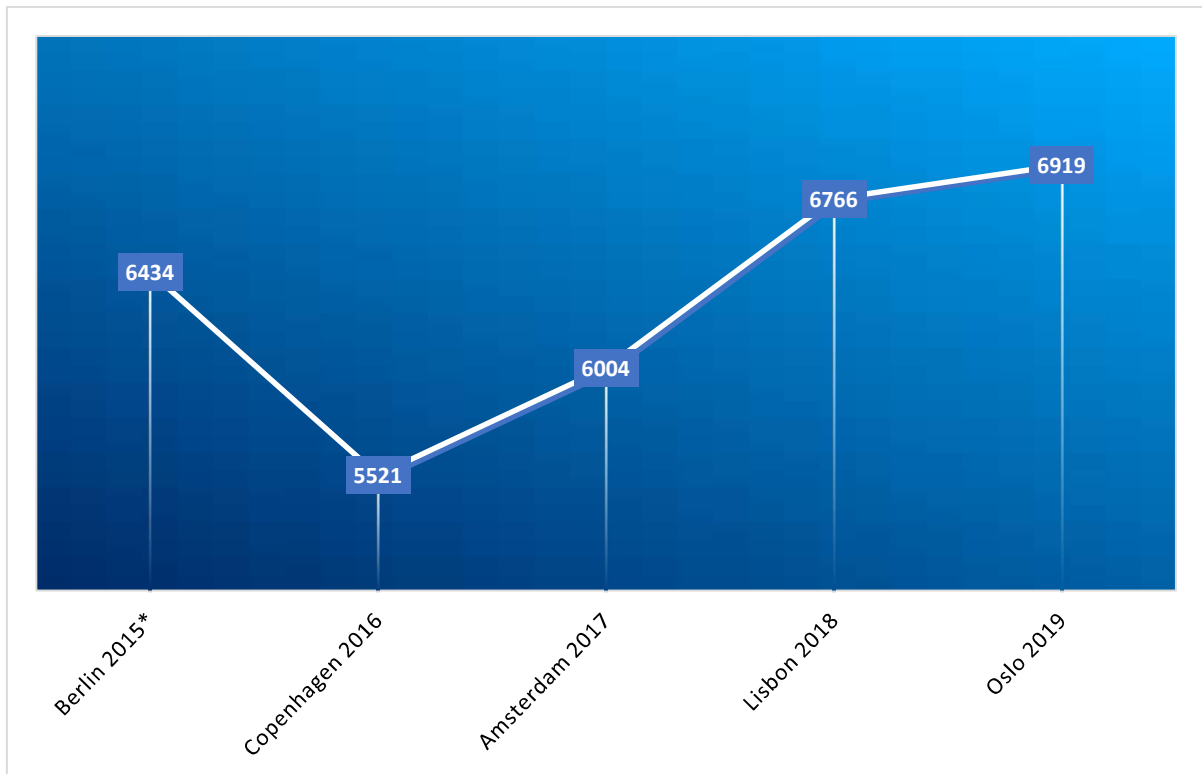
Industry Network Areas (Virtual Booths)

- 4 Superior Packages
- 2 Plus Packages
- 19 Basic Packages

Key Registration Figures

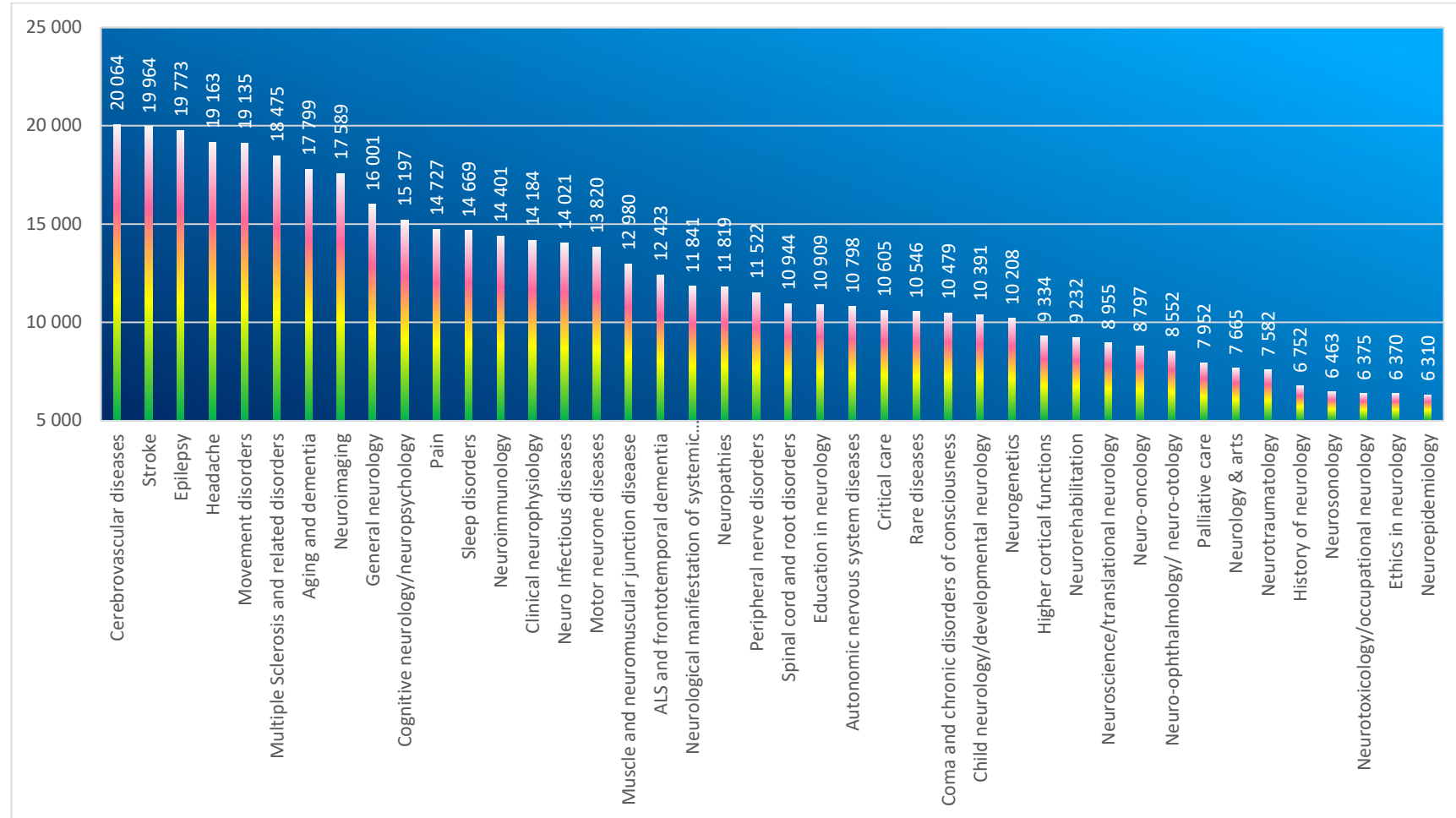
General attendance – EAN 2015-2019

Evaluation of congress attendance



*Berlin 2015: 1st Congress of the European Academy of Neurology

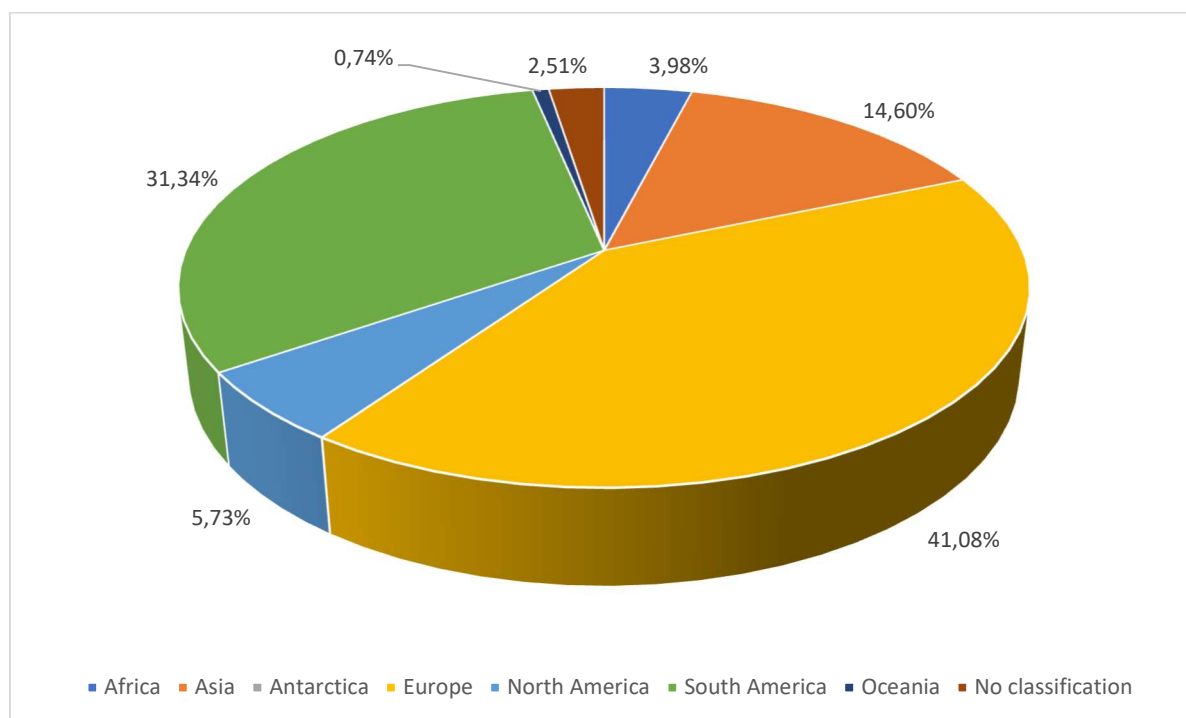
Breakdown of delegates by professional specialisation – EAN 2019*



* Information received with registration to EAN 2019; Multiple answers were possible

Geographical Participation Statistics

Participants per continent – a stable geographical break down – EAN 2020

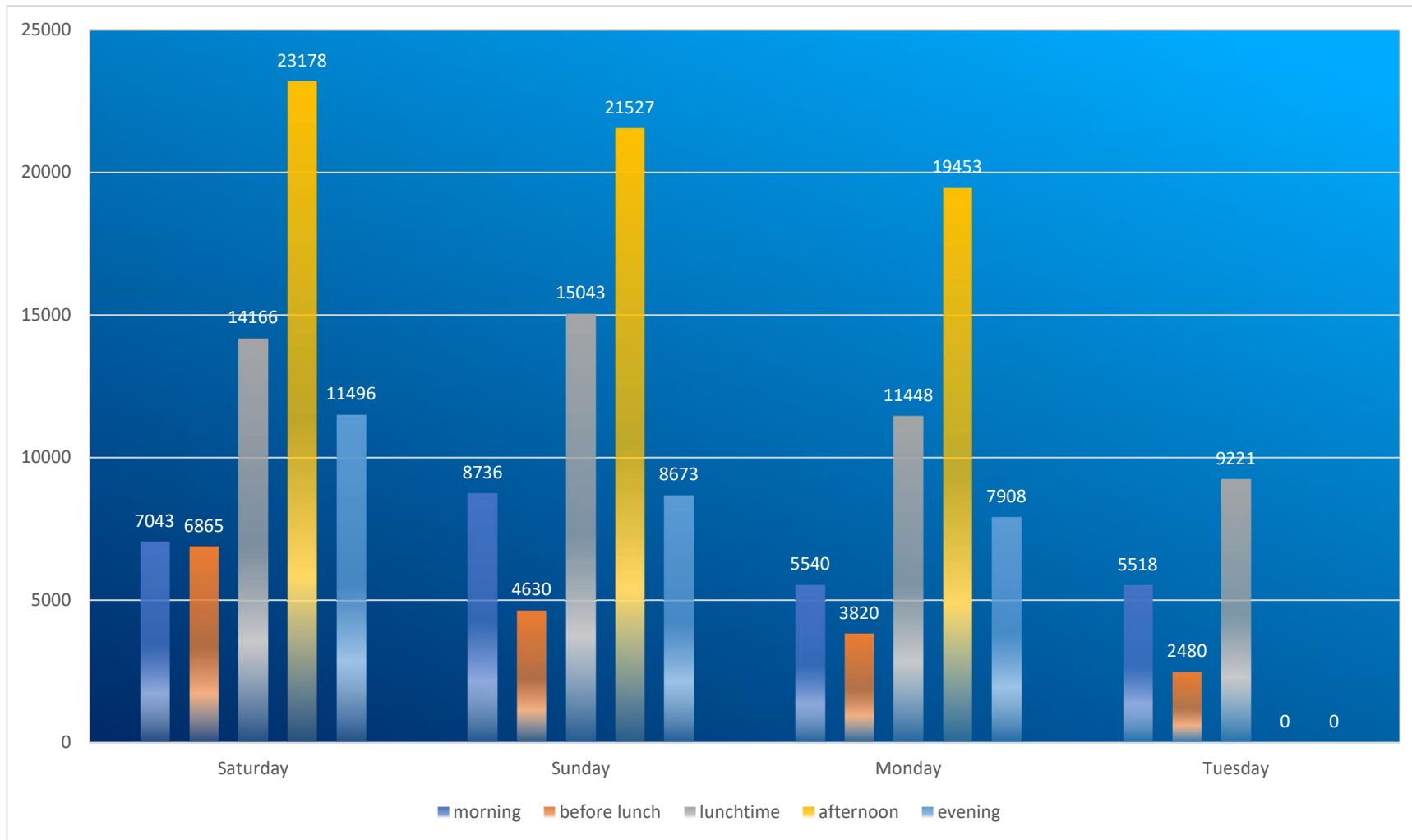


Top 10 countries by participants – EAN 2018-2020

EAN 2018 – Lisbon*		EAN 2019 – Oslo*		EAN 2020 – Virtual	
Portugal	497	Italy	405	Brazil	11 696
Switzerland	440	Spain	310	Italy	2 036
Italy	434	Germany	289	United Kingdom	1 732
United Kingdom	426	Switzerland	287	Germany	1 486
Spain	421	United Kingdom	275	Spain	1 472
Germany	370	Norway	258	Russian Federation	1 429
USA	284	USA	205	United States	1 387
The Netherlands	241	France	188	Turkey	1 296
France	221	Portugal	182	Romania	1 127
Turkey	210	Russian Federation	179	Switzerland	969

* Lisbon is including exhibitor registrations; Oslo is excluding exhibitor registrations, Virtual is including all registrations (no fee)

Session LIVE participants by daytime (EAN 2020)



Abstract Statistics

Abstract Submission – EAN 2015-2020



Top 10 Topics for submitted abstracts – EAN 2020

Topic	submitted abstracts
Cerebrovascular diseases	329
Movement disorders	286
MS and related disorders	277
Epilepsy	160
Headache and pain	153
Ageing and dementia	119
Neuroimmunology	94
Muscle and neuromuscular junction disease	90
Cognitive neurology/neuropsychology	83
Neurogenetics	68

**ean
congress**

6th Congress of the
European Academy
of Neurology

**virtual
2020**

May 23 - 26

